


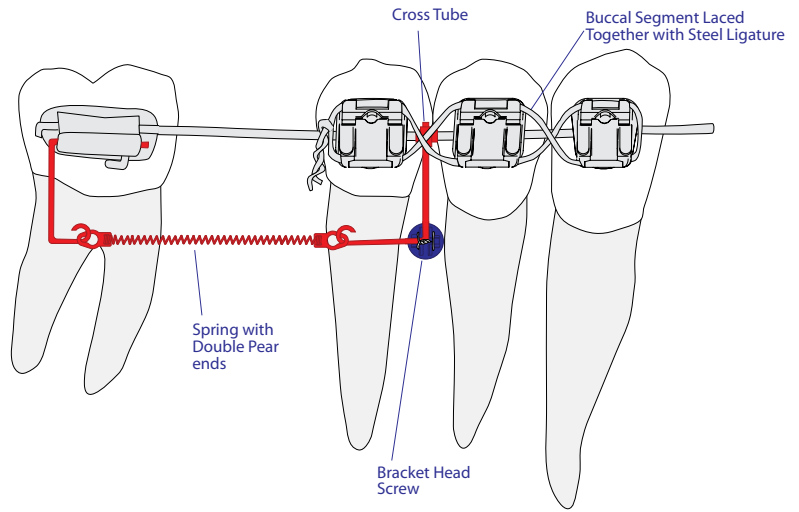

# THE aarhus SYSTEM™

## Auxiliaries



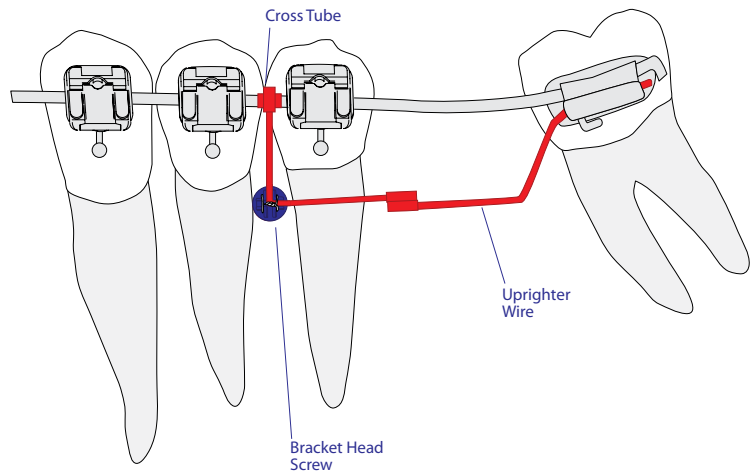
### Cross Tubes

851-183



### Piggyback Tubes

851-184



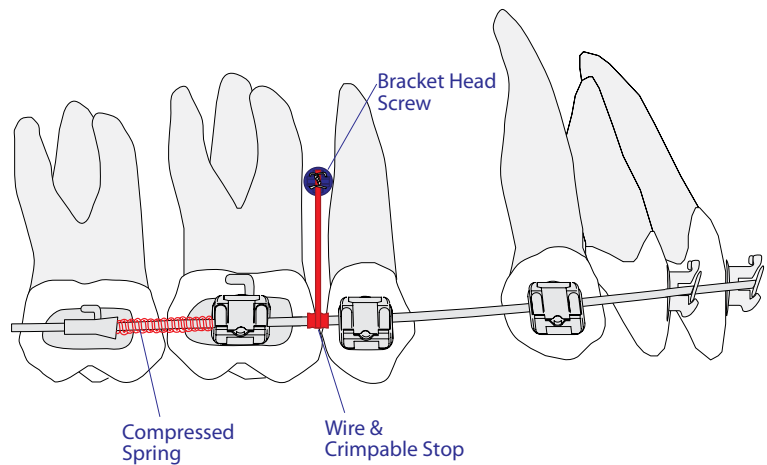
### Uprighter Auxiliary

851-185



### Crimpable Stop

851-616



### Orientation Pin

855-860



**NiTi Springs** 855-184  
**50gms (Bottle Cap end)**



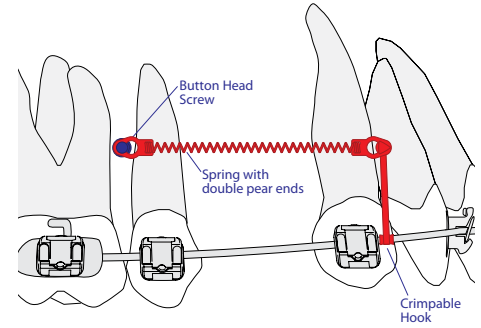
**NiTi Springs** 855-186  
**50gms (Pear ends)**



**NiTi Springs** 855-185  
**125gms (Bottle Cap end)**



**NiTi Springs** 855-187  
**125gms (Pear ends)**



**Force Gauge** 001-502  
**0-250g in 10g Increments**

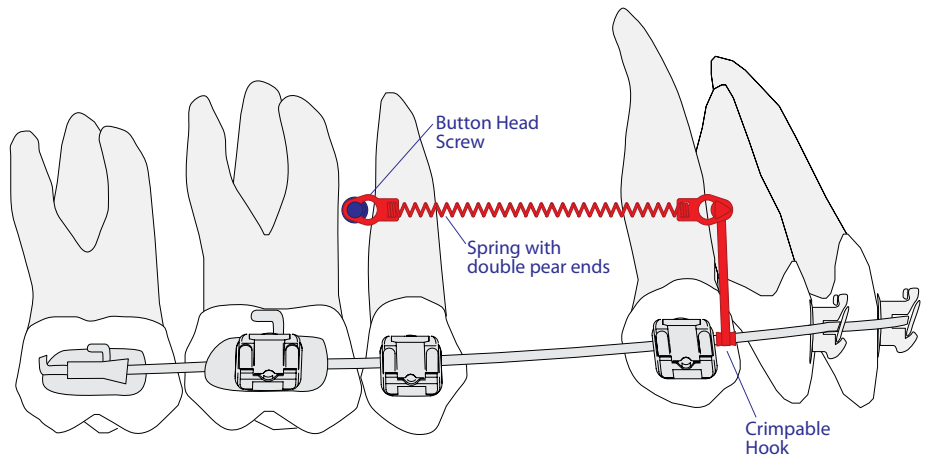


**Crimpable Power Hooks**

**Short, 4mm** 855-276

**Long, 7mm** 855-277

**Triple, 11mm** 855-278



### Through Hole Screw

1.5mm Collar (6mm Thread)  
68.99.20A



2.5mm Collar (6mm Thread)  
68.99.21A



1.5mm Collar (8mm Thread)  
68.99.22A



2.5mm Collar (8mm Thread)  
68.99.23A



---

### Button Head Screw

1.5mm Collar (6mm Thread)  
68.99.24A



2.5mm Collar (6mm Thread)  
68.99.25A



1.5mm Collar (8mm Thread)  
68.99.26A



2.5mm Collar (8mm Thread)  
68.99.27A



---

### Bracket Head Screw

1.5mm Collar (6mm Thread)  
68.99.28A



2.5mm Collar (6mm Thread)  
68.99.29A



1.5mm Collar (8mm Thread)  
68.99.30A



2.5mm Collar (8mm Thread)  
68.99.31A



---

### Other Bracket Head Screws:

1.5mm Collar (6.4mm Thread)  
2.0mm Diameter  
68.99.32A



1.5mm Collar (8.4mm Thread)  
2.0mm Diameter  
68.99.33A



1.0mm Collar (9.6mm Thread)  
1.3mm Diameter  
68.99.34A





THE  
aarhus  
SYSTEM™

# Driver Assembly Instructions



REV 2/10

# Driver Assembly Instructions

## Screwdriver Handle Options

75.23.78A



75.23.50



## Screw Release Sleeve

907.50.07



## Screwdriver Blade

75.23.39




## Assembled Blade and Sleeve



1. Slide Sleeve onto Blade

2. Twist to engage threads



3. Retract and Hold



4. Slide assembly completely into handle end



5. Release to lock assembly in place